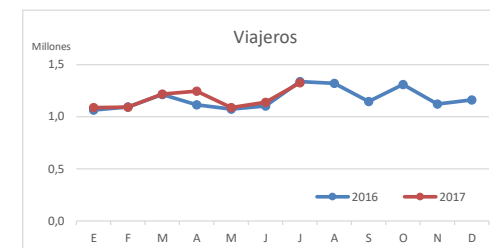


# Principales indicadores de alojamiento turístico CANARIAS (a julio 2017)



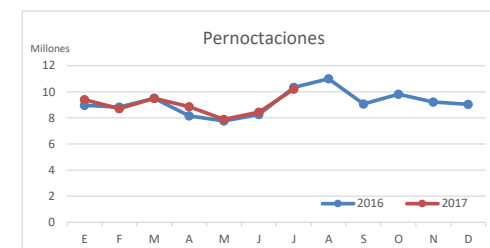
## VIAJEROS EN ALOJAMIENTO TURÍSTICO

|           | TOTAL       |              |          |                  | Detalle según tipo de alojamiento |              |          |                  |               |              |          |                  |
|-----------|-------------|--------------|----------|------------------|-----------------------------------|--------------|----------|------------------|---------------|--------------|----------|------------------|
|           | Extranjeros | Peninsulares | Canarios | Total            | Hotelero                          |              |          |                  | Extrahotelero |              |          |                  |
|           |             |              |          |                  | Extranjeros                       | Peninsulares | Canarios | Total            | Extranjeros   | Peninsulares | Canarios | Total            |
| ene-jul16 | 6.372.444   | 798.751      | 831.913  | <b>8.003.108</b> | 4.517.897                         | 604.759      | 485.513  | <b>5.608.169</b> | 1.854.547     | 193.992      | 346.400  | <b>2.394.939</b> |
| ene-jul17 | 6.633.912   | 783.983      | 781.640  | <b>8.199.535</b> | 4.636.003                         | 617.386      | 459.264  | <b>5.712.653</b> | 1.997.909     | 166.597      | 322.376  | <b>2.486.882</b> |
| Dif       | 261.468     | -14.768      | -50.273  | <b>196.427</b>   | 118.106                           | 12.627       | -26.249  | <b>104.484</b>   | 143.362       | -27.395      | -24.024  | <b>91.943</b>    |
| Dif, %    | 4,1%        | -1,8%        | -6,0%    | <b>2,5%</b>      | 3%                                | 2,1%         | -5,4%    | <b>1,9%</b>      | 7,7%          | -14,1%       | -6,9%    | <b>3,8%</b>      |



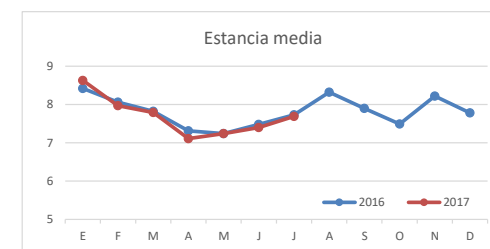
## PERNOCTACIONES

|           | TOTAL       |              |           |                   | Detalle según tipo de alojamiento |              |           |                   |               |              |           |                   |
|-----------|-------------|--------------|-----------|-------------------|-----------------------------------|--------------|-----------|-------------------|---------------|--------------|-----------|-------------------|
|           | Extranjeros | Peninsulares | Canarios  | Total             | Hotelero                          |              |           |                   | Extrahotelero |              |           |                   |
|           |             |              |           |                   | Extranjeros                       | Peninsulares | Canarios  | Total             | Extranjeros   | Peninsulares | Canarios  | Total             |
| ene-jul16 | 54.498.189  | 4.138.556    | 3.158.835 | <b>61.795.580</b> | 36.723.470                        | 3.078.358    | 1.646.872 | <b>41.448.700</b> | 17.774.719    | 1.060.198    | 1.511.963 | <b>20.346.880</b> |
| ene-jul17 | 55.881.253  | 4.107.242    | 2.982.129 | <b>62.970.624</b> | 37.215.107                        | 3.115.144    | 1.523.456 | <b>41.853.707</b> | 18.666.146    | 992.098      | 1.458.673 | <b>21.116.917</b> |
| Dif       | 1.383.064   | -31.314      | -176.706  | <b>1.175.044</b>  | 491.637                           | 36.786       | -123.416  | <b>405.007</b>    | 891.427       | -68.100      | -53.290   | <b>770.037</b>    |
| Dif, %    | 2,5%        | -0,8%        | -5,6%     | <b>1,9%</b>       | 1%                                | 1,2%         | -7,5%     | <b>1,0%</b>       | 5,0%          | -6,4%        | -3,5%     | <b>3,8%</b>       |

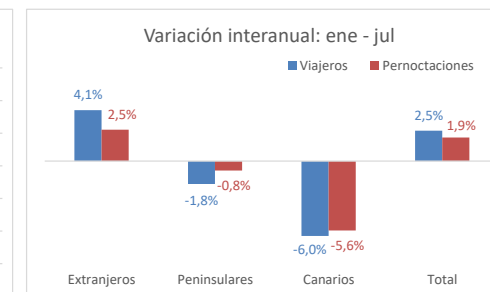
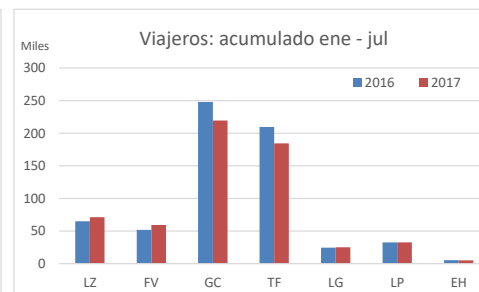
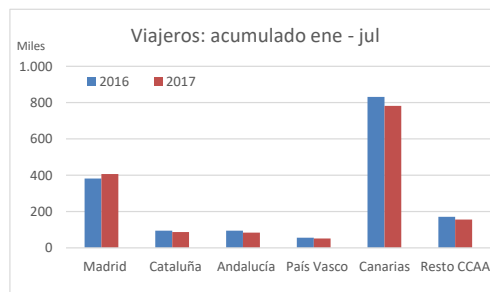
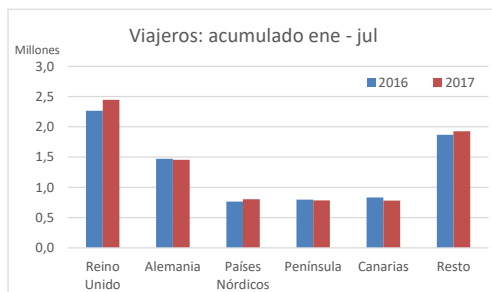


## ESTANCIA MEDIA

|      | TOTAL       |              |          |             | Detalle según tipo de alojamiento |              |          |            |               |              |          |             |
|------|-------------|--------------|----------|-------------|-----------------------------------|--------------|----------|------------|---------------|--------------|----------|-------------|
|      | Extranjeros | Peninsulares | Canarios | Total       | Hotelero                          |              |          |            | Extrahotelero |              |          |             |
|      |             |              |          |             | Extranjeros                       | Peninsulares | Canarios | Total      | Extranjeros   | Peninsulares | Canarios | Total       |
| 2015 | 8,8         | 5,4          | 4,0      | <b>7,9</b>  | 8,4                               | 5,3          | 3,4      | <b>7,5</b> | 9,9           | 6,0          | 4,7      | <b>8,8</b>  |
| 2016 | 8,6         | 5,5          | 4,0      | <b>7,8</b>  | 8,2                               | 5,3          | 3,5      | <b>7,5</b> | 9,5           | 6,0          | 4,8      | <b>8,6</b>  |
| Dif  | -0,3        | 0,0          | 0,1      | <b>-0,1</b> | -0,2                              | 0,0          | 0,1      | <b>0,0</b> | -0,4          | 0,0          | 0,0      | <b>-0,2</b> |

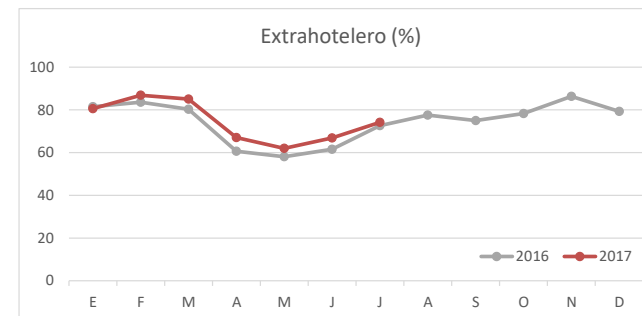
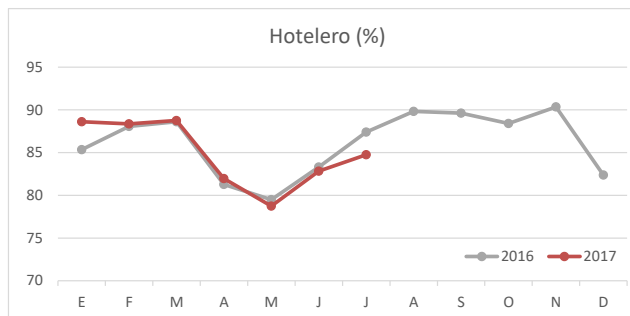
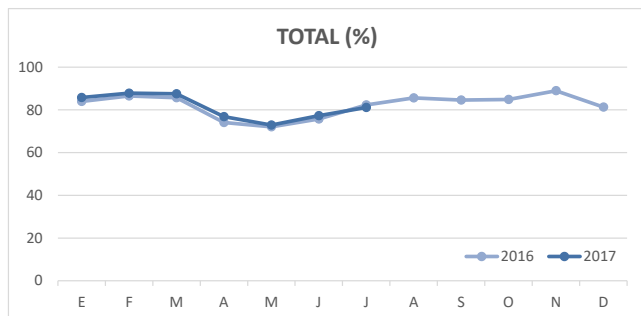


## DETALLE VIAJEROS Y PERNOCTACIONES SEGÚN LUGAR DE RESIDENCIA

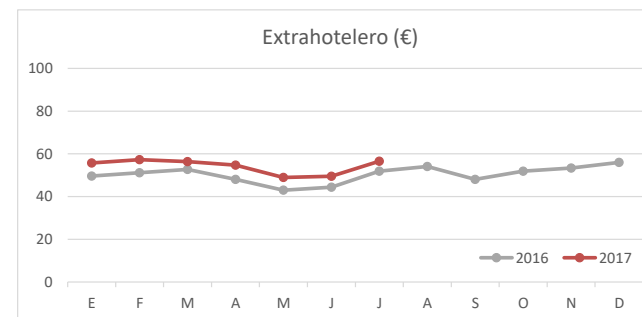
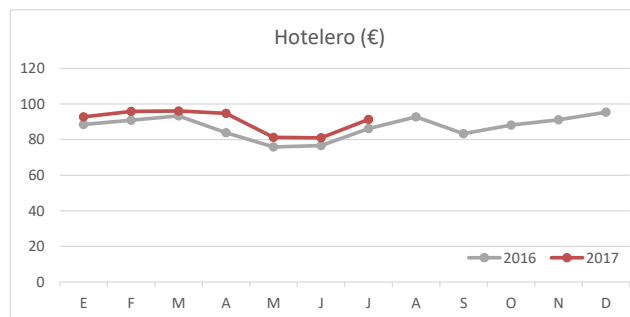
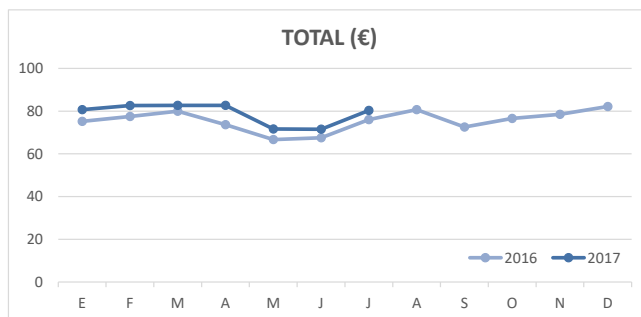


# Principales indicadores de alojamiento turístico CANARIAS (a julio 2017)

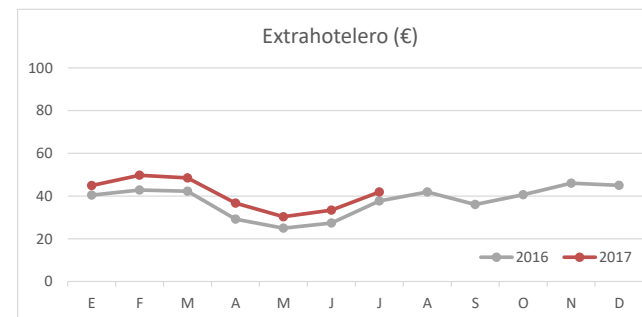
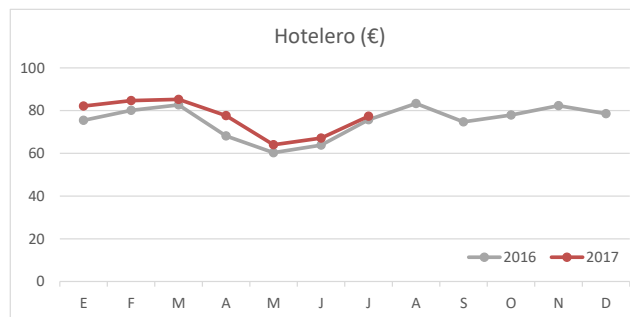
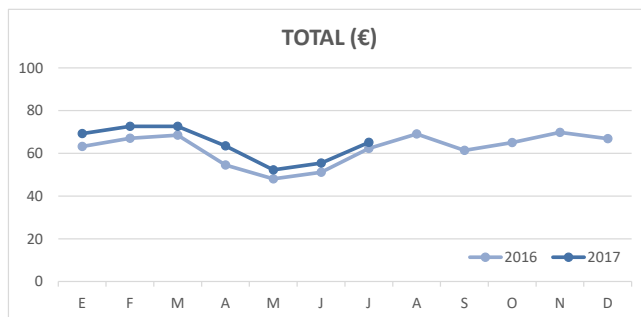
## ÍNDICE DE OCUPACIÓN POR HABITACIÓN / APARTAMENTO



## ADR (tarifa media diaria)



## REVPAR (ingreso por habitación/apartamento disponible)



Nota: el indicador de viajeros se refiere a viajeros entrados.

Fuente: Encuestas de Alojamiento Turístico (ISTAC)