

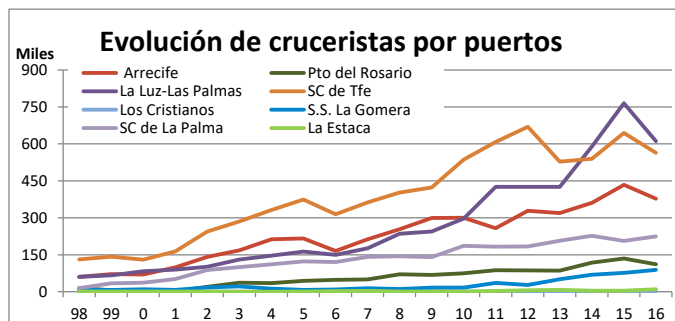
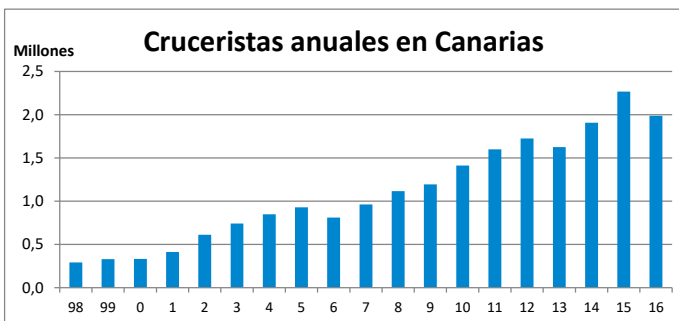
Tráfico de cruceristas en Canarias

Junio 2017



Volúmenes anuales de cruceristas en los puertos de Canarias

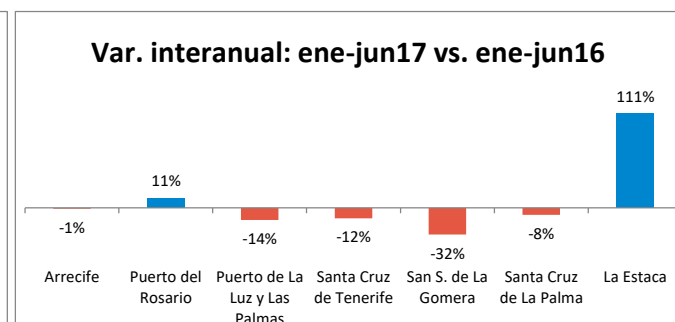
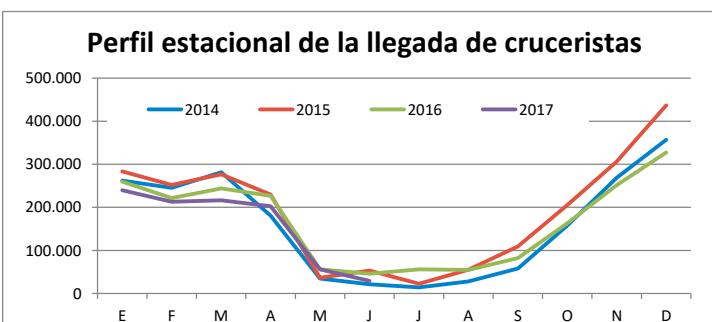
	Puertos de Las Palmas	Arrecife	Puerto del Rosario	Puerto de La Luz y Las Palmas	Puertos de Santa Cruz de Tenerife	Santa Cruz de Tenerife	Los Cristianos	San S. de La Gomera	Santa Cruz de La Palma	La Estaca	CANARIAS
1998	135.675	60.171	14.996	60.508	156.948	131.602	1.499	8.532	14.709	606	292.623
1999	144.321	71.552	6.174	66.595	185.922	142.494	1.710	7.139	34.219	360	330.243
2000	154.336	69.407	1.915	83.014	177.250	130.064	44	9.931	36.640	571	331.586
2001	190.134	98.677	2.016	89.441	223.312	163.534	146	7.189	51.818	625	413.446
2002	262.028	141.165	19.576	101.287	350.556	244.629	496	17.313	87.731	387	612.584
2003	334.763	167.502	36.485	130.776	406.478	285.198	233	21.323	99.542	182	741.241
2004	393.395	212.690	34.697	146.008	456.375	331.920	0	12.722	111.494	239	849.770
2005	423.105	216.348	43.952	162.805	507.054	374.451	298	7.809	123.332	1.164	930.159
2006	362.525	165.069	47.817	149.639	447.155	314.661	784	9.304	120.243	2.163	809.680
2007	439.493	213.134	50.038	176.321	522.093	362.123	1.848	14.010	140.946	3.166	961.586
2008	559.003	253.152	70.758	235.093	557.371	402.018	0	10.919	143.764	670	1.116.374
2009	611.335	298.955	67.819	244.561	582.835	423.236	2.118	16.372	140.175	934	1.194.170
2010	671.192	299.972	74.651	296.569	740.022	536.331	543	16.590	186.558	0	1.411.214
2011	771.160	258.005	87.274	425.881	828.332	607.366	0	35.429	182.580	2.957	1.599.492
2012	840.266	327.972	86.262	426.032	885.623	669.353	37	27.121	183.316	5.796	1.725.889
2013	830.224	319.583	85.374	425.267	794.249	527.961	1.429	50.650	206.888	7.321	1.624.473
2014	1.068.570	360.983	117.802	589.785	839.601	539.333	213	69.200	226.888	3.967	1.908.171
2015	1.333.521	433.786	134.779	764.956	933.296	644.456	1.867	76.504	206.469	4.000	2.266.817
2016	1.100.002	377.803	111.297	610.902	888.324	563.802	1.551	88.635	224.432	9.904	1.988.326
Dif, 16-15	-233.519	-55.983	-23.482	-154.054	-44.972	-80.654	-316	12.131	17.963	5.904	-278.491
Dif, %	-17,5%	-12,9%	-17,4%	-20,1%	-4,8%	-12,5%	-16,9%	15,9%	8,7%	147,6%	-12,3%



Evolución reciente: 2017

	Puertos de Las Palmas	Arrecife	Puerto del Rosario	Puerto de La Luz y Las Palmas	Puertos de Santa Cruz de Tenerife	Santa Cruz de Tenerife	Los Cristianos	San S. de La Gomera	Santa Cruz de La Palma	La Estaca	CANARIAS
Dato mensual											
jun-16	22.767	10.625	1.760	10.382	23.025	12.363	0	5.270	5.392	0	45.792
jun-17	18.195	9.098	0	9.097	11.082	6.044	0	0	5.038	0	29.277
Dif, 17-16	-4.572	-1.527	-1.760	-1.285	-11.943	-6.319	0	-5.270	-354	0	-16.515
Dif, %	-20,1%	-14,4%	-100,0%	-12,4%	-51,9%	-51,1%	--	-100,0%	-6,6%	--	-36,1%

	Puertos de Las Palmas	Arrecife	Puerto del Rosario	Puerto de La Luz y Las Palmas	Puertos de Santa Cruz de Tenerife	Santa Cruz de Tenerife	Los Cristianos	San S. de La Gomera	Santa Cruz de La Palma	La Estaca	CANARIAS
Dato acumulado											
ene-jun16	606.086	185.962	70.837	349.287	448.196	293.574	351	40.596	110.029	3.646	1.054.282
ene-jun17	562.187	184.243	78.680	299.264	394.313	257.399	668	27.773	100.763	7.710	956.500
Dif, 17-16	-43.899	-1.719	7.843	-50.023	-53.883	-36.175	317	-12.823	-9.266	4.064	-97.782
Dif, %	-7,2%	-0,9%	11,1%	-14,3%	-12,0%	-12,3%	90%	-31,6%	-8,4%	111%	-9,3%



Fuentes: Autoridades portuarias de Las Palmas de Gran Canaria y Santa Cruz de Tenerife.