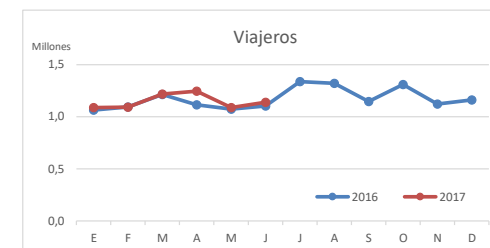


# Principales indicadores de alojamiento turístico CANARIAS (a junio 2017)



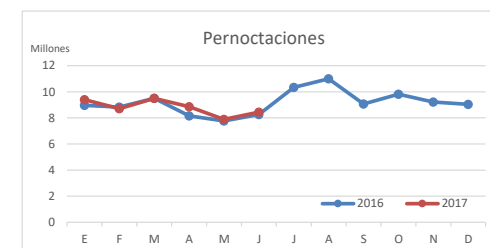
## VIAJEROS EN ALOJAMIENTO TURÍSTICO

	TOTAL				Detalle según tipo de alojamiento							
	Extranjeros	Peninsulares	Canarios	Total	Hotelero				Extrahotelero			
					Extranjeros	Peninsulares	Canarios	Total	Extranjeros	Peninsulares	Canarios	Total
ene-jun16	5.409.228	619.621	636.649	<b>6.665.498</b>	3.846.472	481.070	381.627	<b>4.709.169</b>	1.562.756	138.551	255.022	<b>1.956.329</b>
ene-jun17	5.663.906	613.176	596.626	<b>6.873.708</b>	3.957.730	490.813	355.410	<b>4.803.953</b>	1.706.176	122.363	241.216	<b>2.069.755</b>
Dif	254.678	-6.445	-40.023	<b>208.210</b>	111.258	9.743	-26.217	<b>94.784</b>	143.420	-16.188	-13.806	<b>113.426</b>
Dif, %	4,7%	-1,0%	-6,3%	<b>3,1%</b>	3%	2,0%	-6,9%	<b>2,0%</b>	9,2%	-11,7%	-5,4%	<b>5,8%</b>



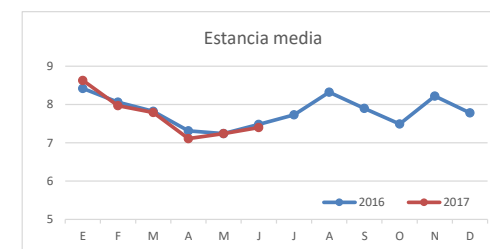
## PERNOCTACIONES

	TOTAL				Detalle según tipo de alojamiento							
	Extranjeros	Peninsulares	Canarios	Total	Hotelero				Extrahotelero			
					Extranjeros	Peninsulares	Canarios	Total	Extranjeros	Peninsulares	Canarios	Total
ene-jun16	46.032.093	3.096.678	2.328.434	<b>51.457.205</b>	30.929.042	2.385.370	1.280.853	<b>34.595.265</b>	15.103.051	711.308	1.047.581	<b>16.861.940</b>
ene-jun17	47.425.677	3.172.471	2.174.116	<b>52.772.264</b>	31.518.147	2.433.267	1.141.773	<b>35.093.187</b>	15.907.530	739.204	1.032.343	<b>17.679.077</b>
Dif	1.393.584	75.793	-154.318	<b>1.315.059</b>	589.105	47.897	-139.080	<b>497.922</b>	804.479	27.896	-15.238	<b>817.137</b>
Dif, %	3,0%	2,4%	-6,6%	<b>2,6%</b>	2%	2,0%	-10,9%	<b>1,4%</b>	5,3%	3,9%	-1,5%	<b>4,8%</b>

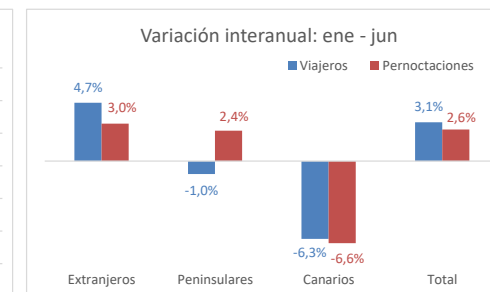
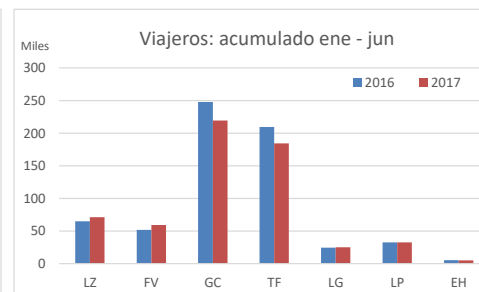
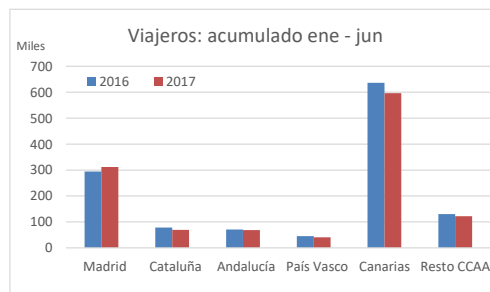
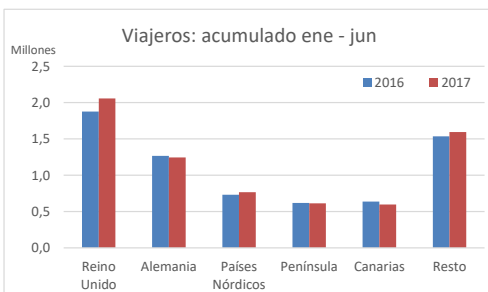


## ESTANCIA MEDIA

	TOTAL				Detalle según tipo de alojamiento							
	Extranjeros	Peninsulares	Canarios	Total	Hotelero				Extrahotelero			
					Extranjeros	Peninsulares	Canarios	Total	Extranjeros	Peninsulares	Canarios	Total
2015	8,8	5,4	4,0	<b>7,9</b>	8,4	5,3	3,4	<b>7,5</b>	9,9	6,0	4,7	<b>8,8</b>
2016	8,6	5,5	4,0	<b>7,8</b>	8,2	5,3	3,5	<b>7,5</b>	9,5	6,0	4,8	<b>8,6</b>
Dif	-0,3	0,0	0,1	<b>-0,1</b>	-0,2	0,0	0,1	<b>0,0</b>	-0,4	0,0	0,0	<b>-0,2</b>



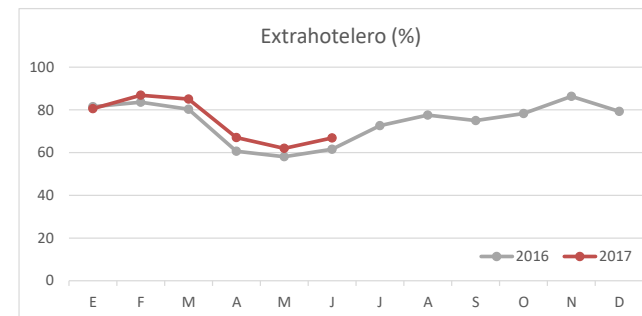
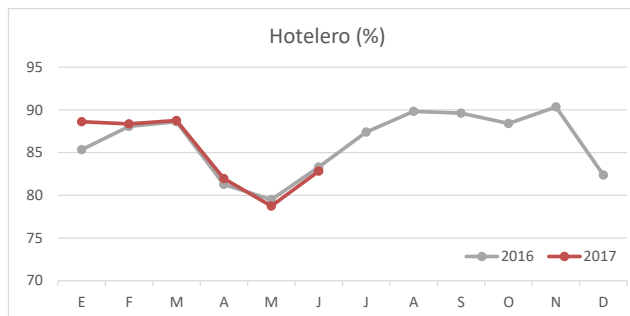
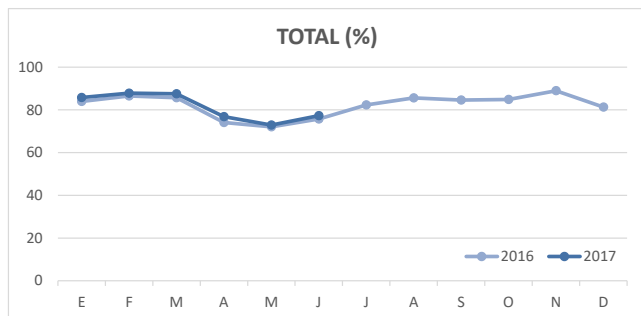
## DETALLE VIAJEROS Y PERNOCTACIONES SEGÚN LUGAR DE RESIDENCIA



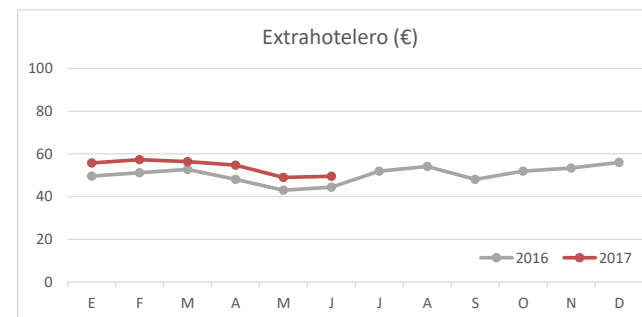
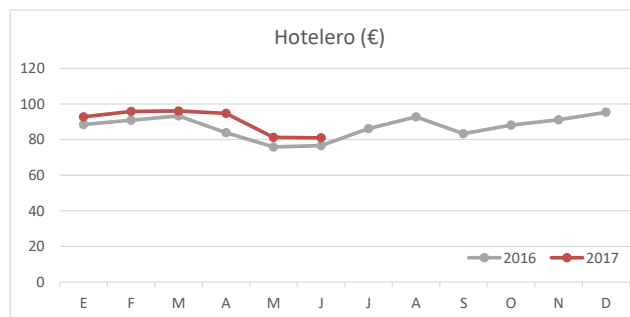
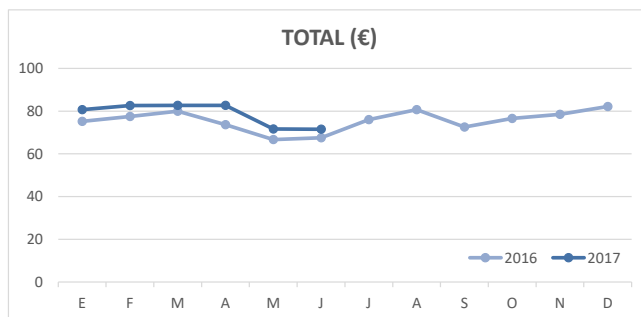
# Principales indicadores de alojamiento turístico CANARIAS (a junio 2017)



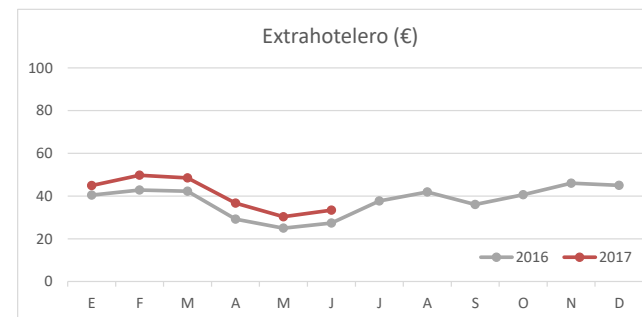
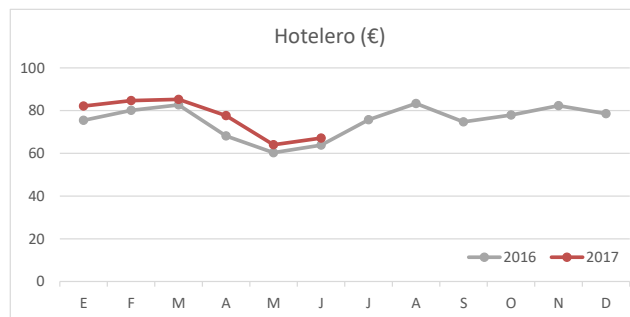
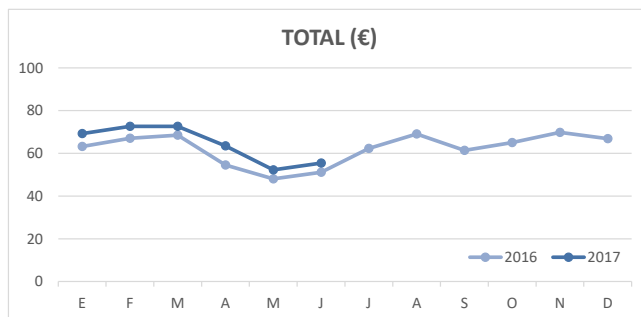
## ÍNDICE DE OCUPACIÓN POR HABITACIÓN / APARTAMENTO



## ADR (tarifa media diaria)



## REVPAR (ingreso por habitación/apartamento disponible)



Nota: el indicador de viajeros se refiere a viajeros entrados.

Fuente: Encuestas de Alojamiento Turístico (ISTAC)