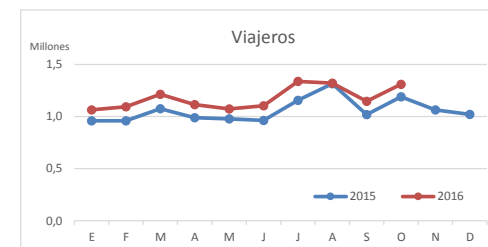


# Principales indicadores de alojamiento turístico CANARIAS (a octubre 2016)



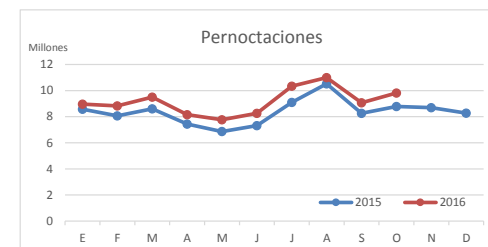
## VIAJEROS EN ESTABLECIMIENTOS DE ALOJAMIENTO

	TOTAL				Detalle según tipo de alojamiento							
	Extranjeros	Peninsulares	Canarios	Total	Hotelero				Extrahotelero			
					Extranjeros	Peninsulares	Canarios	Total	Extranjeros	Peninsulares	Canarios	Total
Ene -oct 2015	8.118.455	1.111.669	1.374.271	<b>10.604.395</b>	5.711.583	868.339	817.214	<b>7.397.136</b>	2.406.872	243.330	557.057	<b>3.207.259</b>
Ene -oct 2016	9.277.943	1.221.622	1.282.231	<b>11.781.796</b>	6.539.974	919.995	737.206	<b>8.197.175</b>	2.737.969	301.627	545.025	<b>3.584.621</b>
Dif	1.159.488	109.953	-92.040	<b>1.177.401</b>	828.391	51.656	-80.008	<b>800.039</b>	331.097	58.297	-12.032	<b>377.362</b>
Dif, %	14,3%	9,9%	-6,7%	<b>11,1%</b>	15%	5,9%	-9,8%	<b>10,8%</b>	13,8%	24,0%	-2,2%	<b>11,8%</b>



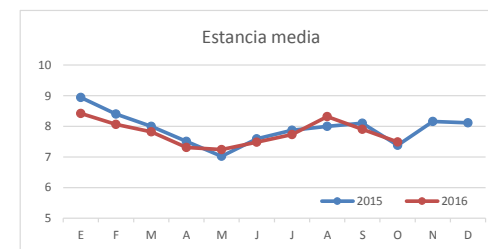
## PERNOCTACIONES

	TOTAL				Detalle según tipo de alojamiento							
	Extranjeros	Peninsulares	Canarios	Total	Hotelero				Extrahotelero			
					Extranjeros	Peninsulares	Canarios	Total	Extranjeros	Peninsulares	Canarios	Total
Ene -oct 2015	71.879.606	6.124.155	5.490.208	<b>83.493.969</b>	48.095.130	4.652.720	2.847.570	<b>55.595.420</b>	23.784.476	1.471.435	2.642.638	<b>27.898.549</b>
Ene -oct 2016	79.789.674	6.679.353	5.196.616	<b>91.665.643</b>	53.745.385	4.892.908	2.595.626	<b>61.233.919</b>	26.044.289	1.786.445	2.600.990	<b>30.431.724</b>
Dif	7.910.068	555.198	-293.592	<b>8.171.674</b>	5.650.255	240.188	-251.944	<b>5.638.499</b>	2.259.813	315.010	-41.648	<b>2.533.175</b>
Dif, %	11,0%	9,1%	-5,3%	<b>9,8%</b>	12%	5,2%	-8,8%	<b>10,1%</b>	9,5%	21,4%	-1,6%	<b>9,1%</b>

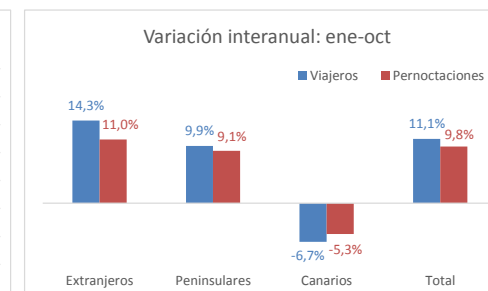
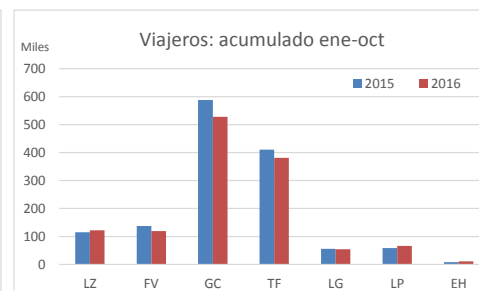
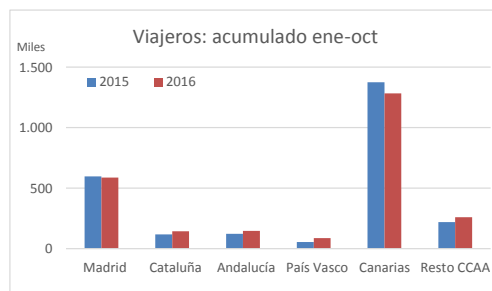
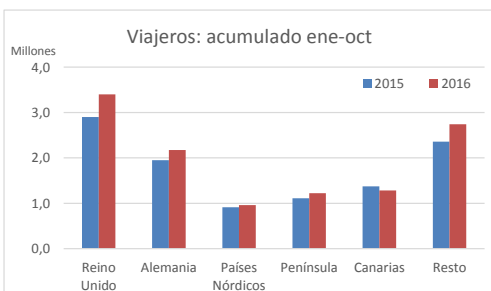


## ESTANCIA MEDIA

	TOTAL				Detalle según tipo de alojamiento							
	Extranjeros	Peninsulares	Canarios	Total	Hotelero				Extrahotelero			
					Extranjeros	Peninsulares	Canarios	Total	Extranjeros	Peninsulares	Canarios	Total
2014	8,9	5,5	3,7	<b>8,0</b>	8,5	5,4	3,3	<b>7,6</b>	9,9	6,0	4,6	<b>8,9</b>
2015	8,8	5,5	4,0	<b>7,9</b>	8,4	5,3	3,4	<b>7,5</b>	9,9	5,9	4,7	<b>8,8</b>
Dif (p.p.)	-0,1	0,0	0,2	<b>-0,1</b>	-0,1	0,0	0,2	<b>0,0</b>	0,0	-0,1	0,2	<b>-0,1</b>

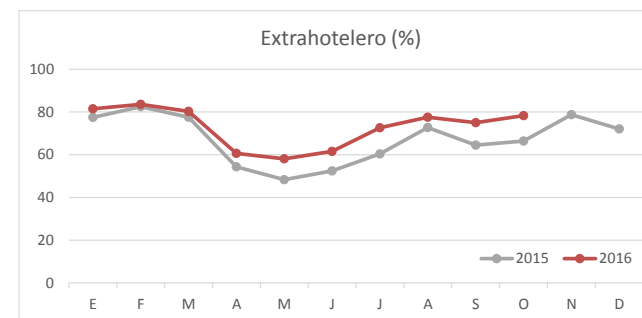
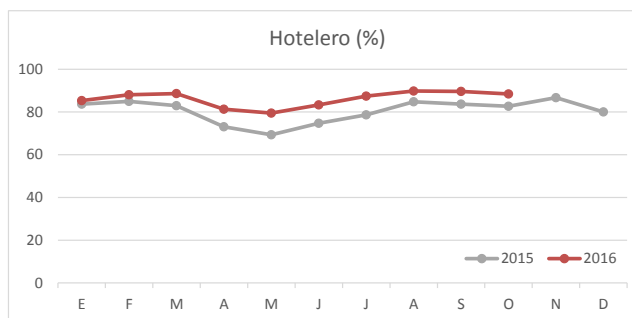
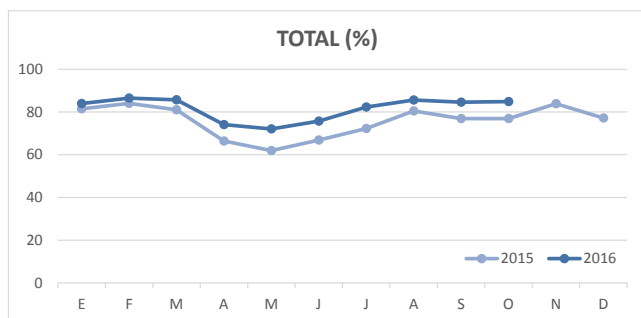


## DETALLE VIAJEROS Y PERNOCTACIONES SEGÚN LUGAR DE RESIDENCIA

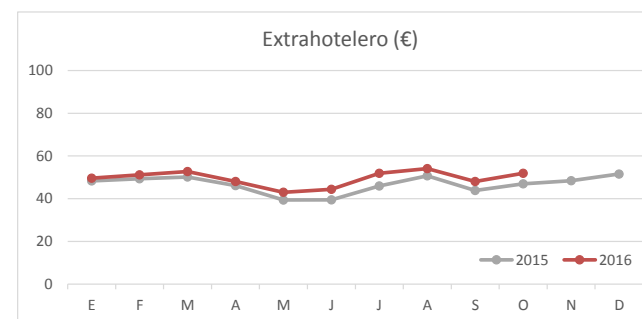
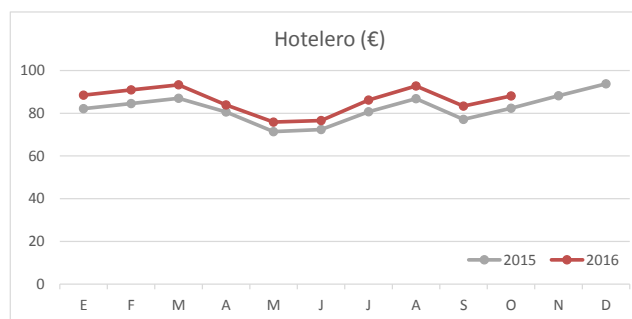
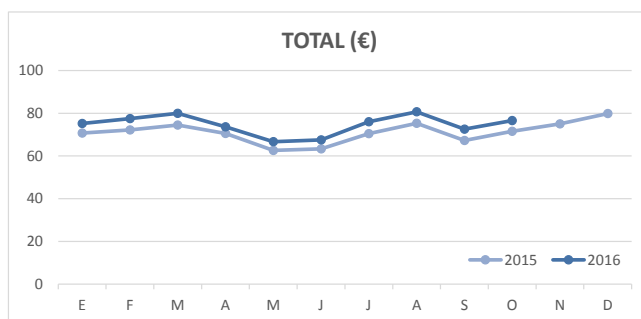


# Principales indicadores de alojamiento turístico CANARIAS (a octubre 2016)

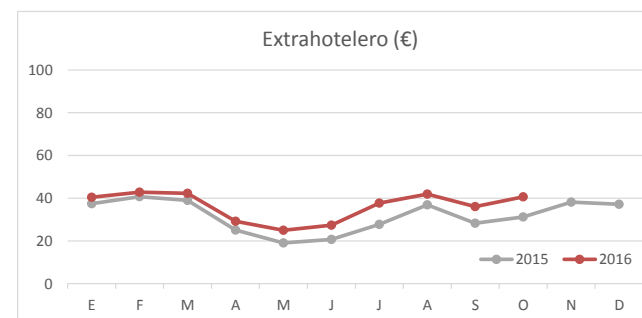
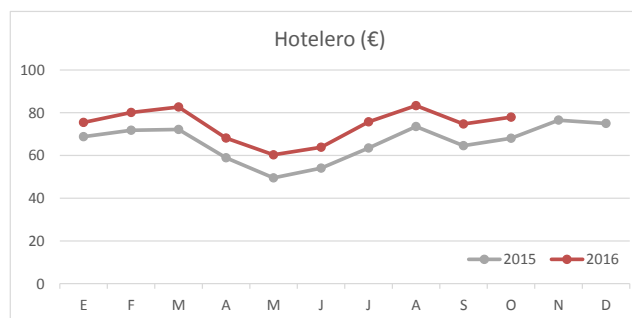
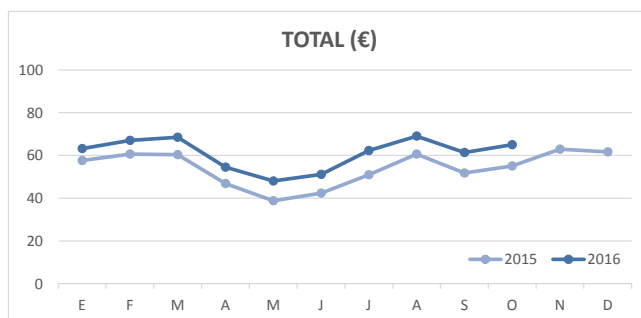
## ÍNDICE DE OCUPACIÓN POR HABITACIÓN / APARTAMENTO



## ADR (tarifa media diaria)



## REVPAR (ingreso por habitación/apartamento disponible)



Nota: el indicador de viajeros se refiere a viajeros entrados.  
Fuente: Encuestas de Alojamiento Turístico (ISTAC)